



UNIVERSAL CYLINDER REGULATOR FOR INDUSTRIAL GAS APPLICATIONS

GCE[®] FG300

GCE FG300 - the trusted partner for every user in industrial cutting and welding applications. Compact and lightweight body with high performance internal gas regulation ensures operators will enjoy consistent gas supply with fine pressure adjustment.

Variants with side entry, bottom entry, pressure gauges, and flow meter compatible with all common cylinder valves and inlet pressures up to 300 Bar.

European design and manufacture to ISO 2503 standard.



PRODUCT FEATURES

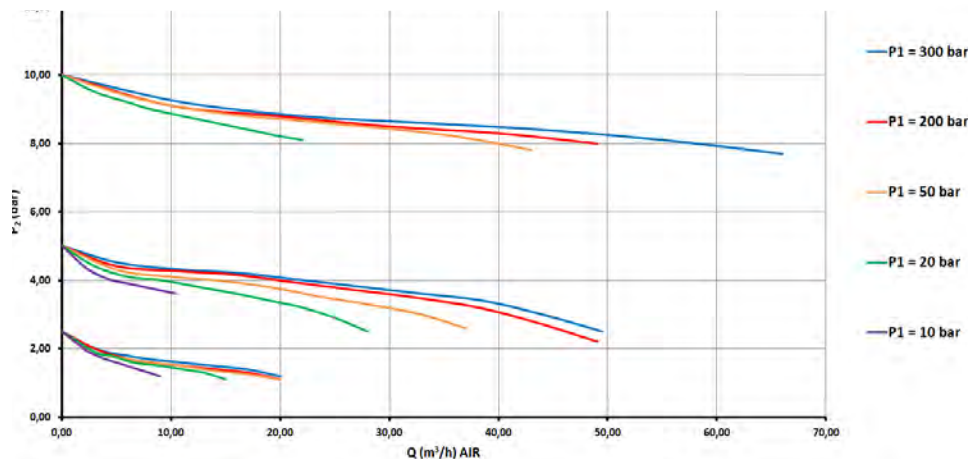
- Universal regulator for all industrial gas applications.
- Safety focused design following **ISO 2503**.
- **Compact, durable construction** saving costs related to services, spares and replacements.
- Encapsulated regulating technology for precise and stable control.
- Easy handling for the operator by ergonomic arrangement.
- Side and Bottom entry design variants compatible with all common cylinder valves
- Three scale pressure gauges to ISO 5171 with high contrast pointer for better gas pressure clarity.
- European design and manufacture

TECHNICAL DATA

Gas	O ₂ , N ₂ , H ₂ , He	Ar, Ar/CO ₂	Acetylene	Propane
Body	Brass forged			
Bonnet	Zn/Al alloy Die Cast			
Stems, nuts and fittings	Brass			
Diaphragm	EPDM			NBR
Seat sealing	PA		CR	
Inlet/ Outlet connection	Gas specific connection			
Maximal inlet pressure	200 or 300 bar		25 bar	
Outlet pressure/ flow range	0-10 bar	0-16l/min 0-24l/min 0-30l/min 0-40l/min	1,5 bar	4 bar
Temperature range	From -20°C to 60°C			
Weight	Approx. according to gas variant: 1,9 kg			

FLOW CHARTS

Compressed gases 300/10 bar (measured by air)



Flow of the gas (A)

$$A = Q * f$$

Q... Air Flow

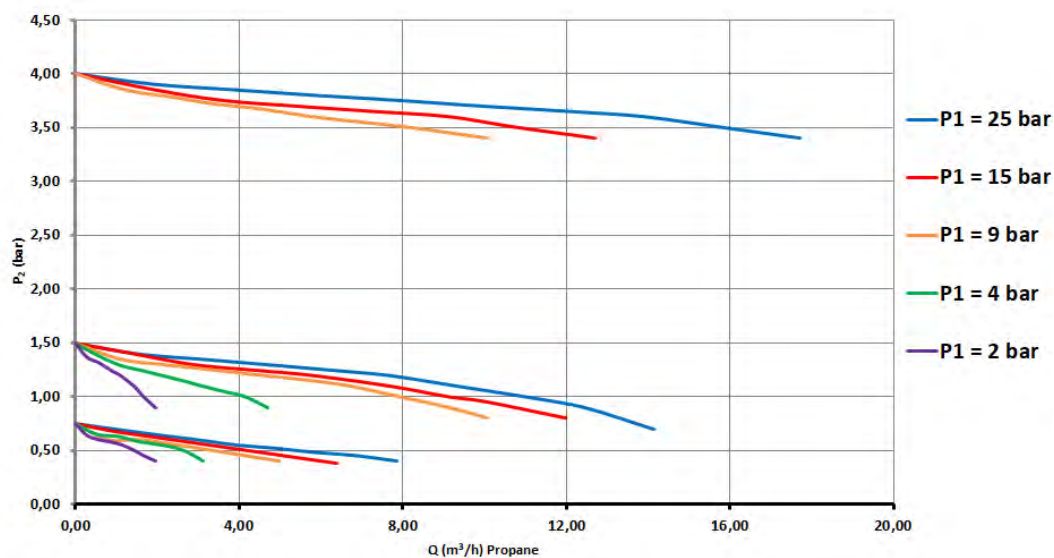
f... Conversion coefficient

Conversion coefficient

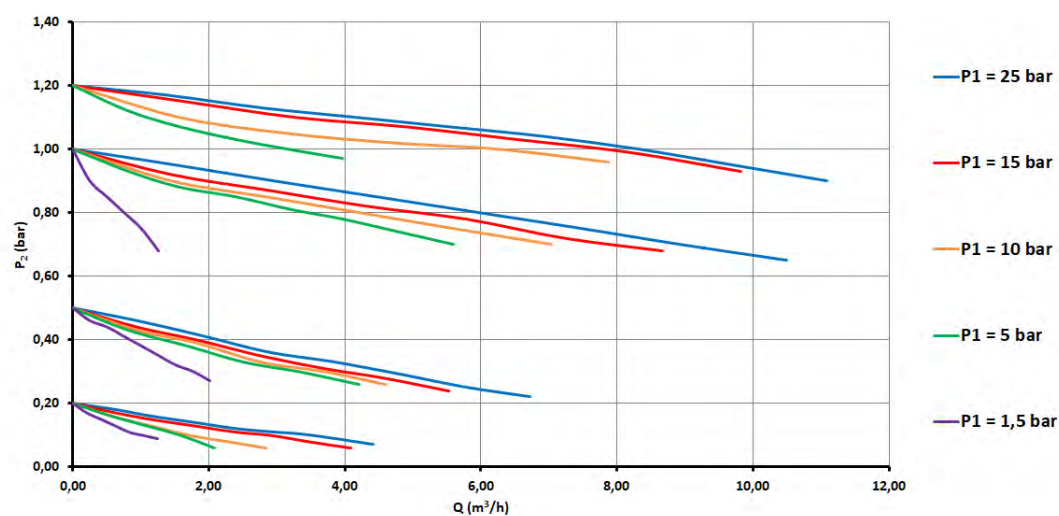
Test gas	Air	Oxygen	Nitrogen	Argon	Hydrogen	Helium	CO ₂
Air	1	0,950	1,02	0,851	3,81	2,695	0,808

FLOW CHARTS

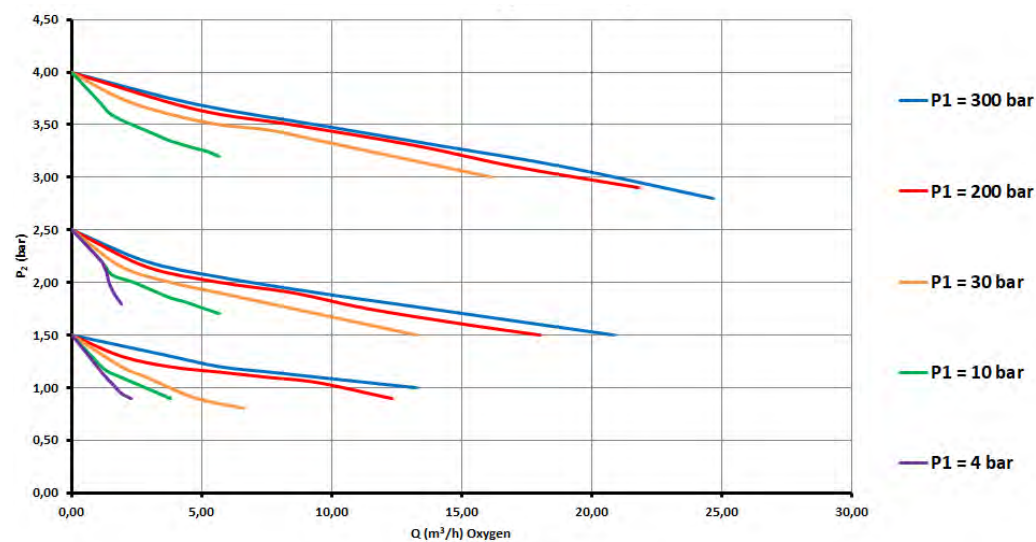
Propane 25/4 bar



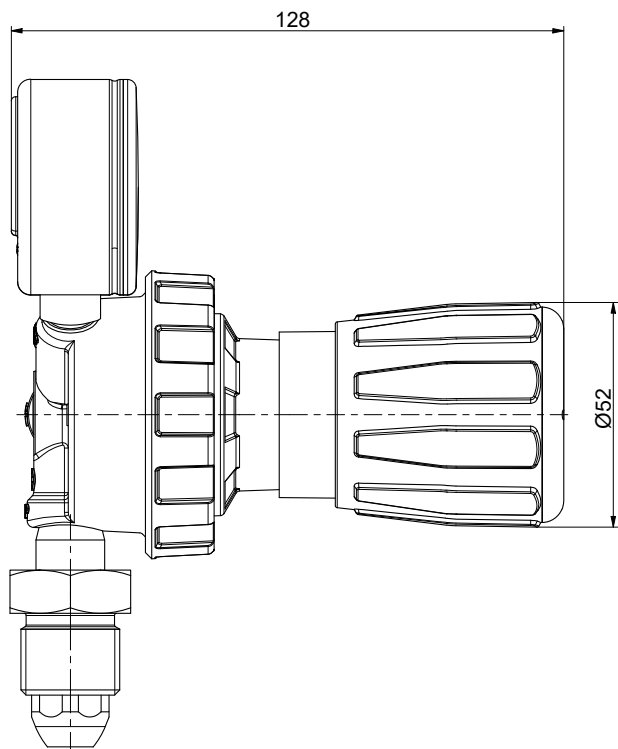
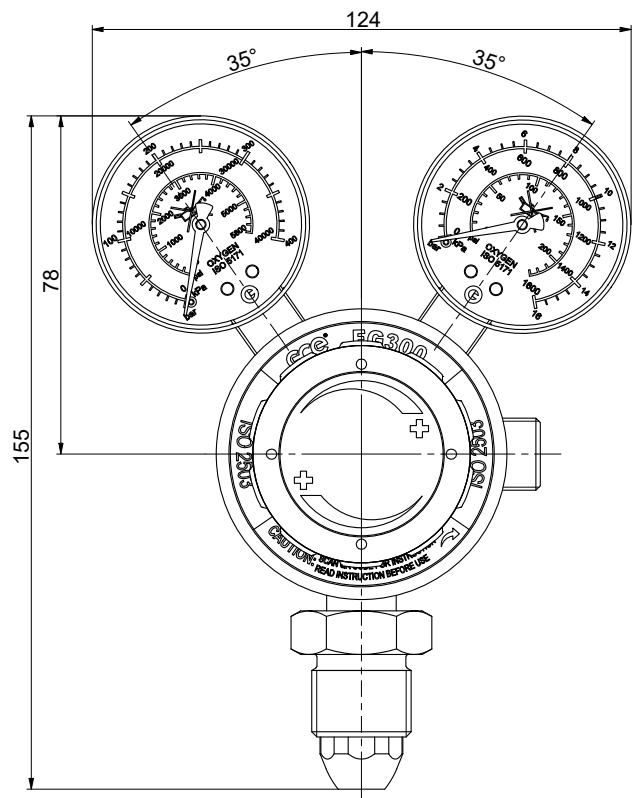
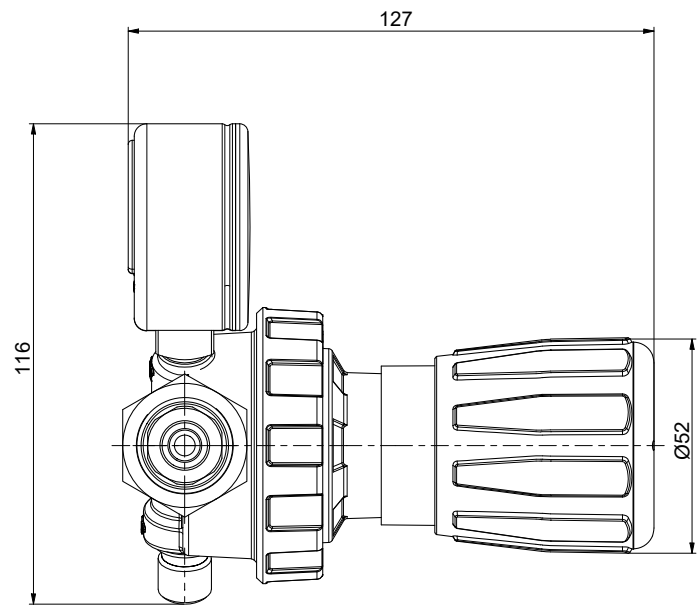
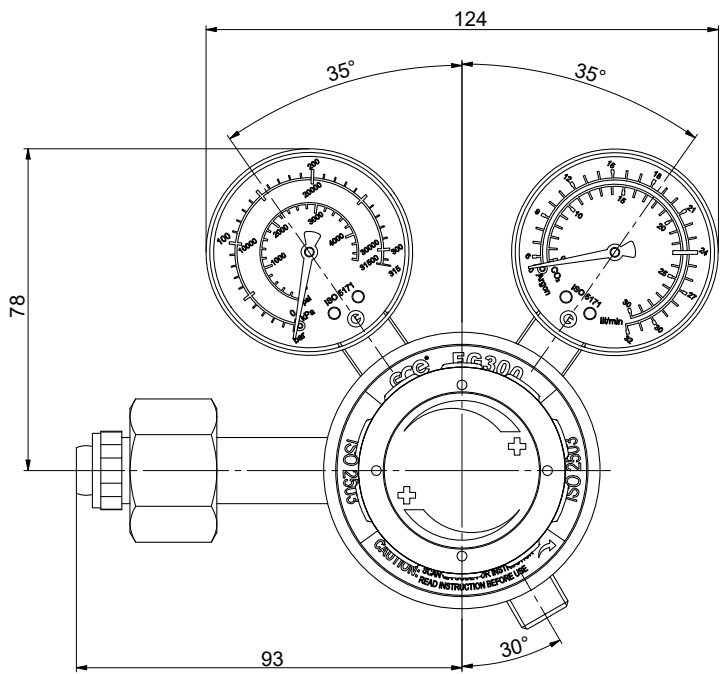
Acetylene 25/1,2 bar



Oxygen 300/4 bar



DIMENSIONS



ECE[®] FG300

PRODUCT ADVANTAGES

Triple scale gauges

ACCORDING TO ISO 5171, WITH HIGH CONTRAST POINTER FOR BETTER GAS PRESSURE CLARITY

Encapsulated regulating valve technology.

ENCAPSULATED REGULATING TECHNOLOGY FOR PRECISE PARAMETERS AND STABILITY, TESTED FOR MANY YEARS

Inlet connection

SIDE AND BOTTOM VARIANTS AVAILABLE, VARIANTS FIT ON ALL TYPES OF CYLINDER VALVES

Colour coded handwheel

SIMPLE IDENTIFICATION OF THE GAS, ERGONOMIC AND ROBUST DESIGN, EASY HANDLING FOR OPERATOR



