

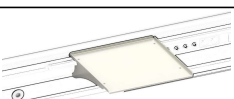



















ACCESSORIES LIST

№	PRODUCT	TYPE	SPECIFICATION	OTHER	RAL	PRODUCT CODE	BED HEAD UNITS	CEILING PENDANTS	ICU BEAMS
SHELVES, RAIL-MOUNTED (RAIL IS NOT INCLUDED)									
1		Shelf	300 mm (W) x 200 mm (L)	Max. load: 10 kg	9002	SZ/P150/01	★		★
		Shelf	350 mm (W) x 265 mm (L)	Max. load: 10 kg	9002	SZ/P150/02	★		★
		Shelf	400 mm (W) x 350 mm (L)	Max. load: 40 kg	9002	SZ/P150/03	★		★
2		Shelf with drawer	450 mm (W) x 400 mm (L) x 140 mm (H)	Max. load of shelf: 40 kg	9002	SZ/P151/04	★		★
				Max. load of drawer: 7 kg			★		★
3		MLT shelf mounted on rail	400 mm (W) x 400 mm (L)	Max. load: 20 kg	9002	SZ/P150/08	★		★
4		Shelf	300 mm (W) x 200 mm (L), Ø 25	Max. load 10 kg	9002	RU/P150/01-00.00 F125	★		★
		Shelf	300 mm (W) x 200 mm (L), Ø 38	Max. load: 10 kg	9002	RU/P150/01-00.00 F138	★		★
		Shelf	350 mm (W) x 265 mm (L), Ø 25	Max. load: 10 kg	9002	RU/P150/02-00.00 F125	★		★
		Shelf	350 mm (W) x 265 mm (L), Ø 38	Max. load: 10 kg	9002	RU/P150/02-00.00 F138	★		★
5		Shelf (ITD.)	400 mm (W) x 360 mm (L), Ø 25	Max. load: 10 kg	9002	RU/P150/04-00.00 F125	★		★
		Shelf (ITD.)	400 mm (W) x 360 mm (L), Ø 38	Max. load: 10 kg	9002	RU/P150/04-00.00 F138	★		★
6		Shelf (ITD.)	400 mm (W) x 360 mm (L), Ø 25	Max. load: 10 kg	9002	RU/P150/05-00.00 F125	★		★
		Shelf (ITD.)	400 mm (W) x 360 mm (L), Ø 38	Max. load: 10 kg	9002	RU/P150/05-00.00 F138	★		★






ACCESSORIES LIST

No	PRODUCT	TYPE	SPECIFICATION	OTHER	RAL	PRODUCT CODE	BED HEAD UNITS	CEILING PENDANTS	ICU BEAMS
7		Shelf with drawer	450 mm (W) x 400 mm (L) x 140 mm (H), Ø 25	Max. load of shelf: 20 kg	9002	RU/P1S1/04/M1/R4/W3 FI25	★		★
		Shelf with drawer	450 mm (W) x 400 mm (L) x 140 mm (H), Ø 38	Max. load of shelf: 20 kg	9002	RU/P1S1/04/M1/R6/W3 FI38	★		★
SHELVES AND DRAWERS FOR PENDANTS									
8		Standard shelf for pendants	500 mm (W) x 450 mm (L)	Max. load : 50 kg	9002	PÓŁKA_AB-001_450_500_39		★	
		Standard shelf for pendants	700 mm (W) x 450 mm (L)	Max. load : 50 kg	9002	PÓŁKA_AB-001_450_700_39		★	
9		Standard shelf for pendants with 2 buttons for brakes control or/and buttons for lifting	500 mm (W) x 450 mm (L)	Max. load : 50 kg	9002	PÓŁKA_AB-004_450X500_39 (UCHWYT CUBE)		★	
10		Standard shelf for pendants with holder	500 mm (W) x 450mm (L)	Max. load : 50 kg	9002	PÓŁKA_AB-008_450X500_39 (2X UCHWYT CUBE)		★	
11		Keyboard Shelf for pendants	470 mm (W) x 250 mm (L)	Max. load : 50 kg. Installation under CUBE shelf, extension 300 mm	9002	PW-001		★	
12		Cable organizer fixed under the shelf	450 mm (W) x 40 mm (L)	Max. Load : 5 kg	9002	GRODŹ_SCHOWEK-L=1474		★	
13		Drawer	450 mm (W) x 400 mm (L). Internal depth: 100 mm. External depth: 220 mm.	Max. load : 7 kg	9002	SZ/POS1		★	
14		Medical rail for accessories	25 mm (W) x 10 mm (H) x 600 mm (L)	Max. load : 10 kg	9002	SZYNA CUBE M-001-600		★	






ACCESSORIES LIST

№	PRODUCT	TYPE	SPECIFICATION	OTHER	RAL	PRODUCT CODE	BED HEAD UNITS	CEILING PENDANTS	ICU BEAMS
BASKETS AND BOTTLE HOLDERS									
15		Wound care products basket	290 mm (W) x 160 mm (L) x x 120 mm (H). To be mounted on rail 25 x 10 mm	Max. load : 2 kg		SZ/KM/01 *W*	★	★	★
16		Catheters basket	100 mm (W) x 100 mm (L) x x 410 mm (H)	Max. load : 2 kg To be mounted on rail 25 x 10 mm		SZ/KD/01	★	★	★
			100 mm (W) x 100 mm (L) x x 210 mm (H)	Max. load : 2 kg To be mounted on rail 25 x 10 mm		SZ/KD/02			
			100 mm (W) x 100 mm (L) x x 480 mm (H)	Max. load : 2 kg To be mounted on rail 25 x 10 mm		SZ/KD/03			
			100 mm (W) x 100 mm (L) x x 250 mm (H)	Max. load : 2 kg To be mounted on rail 25 x 10 mm		SZ/KD/04			
17		Medical gloves carrier	130 mm (W) x 70 mm (L). Height: 22 cm. Weight: 0,5 kg.		9002	SZ/PR/04	★	★	★
18		Bottle holder on pole fi 25	160 mm (W) x 190 mm (L)	Max 10 l	9002	UCHWYT_U-007	★	★	★
INFUSION RACK MOUNTED WITH HOLDER ON MEDICAL RAIL									
General information: Boom made of stainless steel. Dimensions 500 mm x 250 mm. Horizontal positioning									
19		Infusion rack mounted on medical rail steel	500 mm (L) x 250 mm (H)	4 hooks (steel) for infusion bags	9002	IK.RT.0490/Steel	★	★	★
20		Infusion rack mounted on medical rail steel	500 mm (L) x 250 mm (H)	4 hooks (plastic) for infusion bags	9002	IK.RT.0490/Plastic	★	★	★





ACCESSORIES LIST

No	PRODUCT	TYPE	SPECIFICATION	OTHER	RAL	PRODUCT CODE	BED HEAD UNITS	CEILING PENDANTS	ICU BEAMS
SINGLE 4-HOOKS TELESCOPIC IV POLE MOUNTED ON MEDICAL RAIL									
General information: Two supporters needed to fix. Height adjustment: 1150 - 2000 mm. Material: Stainless steel. 4 hooks for infusion bags									
21		4-hooks telescopic IV pole mounted on medical rail	Length: 150 mm	Hooks made of plastic	9002	SZ/WT/150/Plastic (Tworzywo sztuczne)	★	★	★
22		4-hooks telescopic IV pole mounted on medical rail	Length: 150 mm	Hooks made of stainless steel	9002	SZ/WT/150/Steel (Stal nierdzewna)	★	★	★
23		Single arm telescopic IV pole 4-hooks mounted on pole	Arm length: 200 mm Diameter: \varnothing 25	Hooks made of plastic	9002	RU/WT/25/200/Plastic (Plastik)	★	★	★
			Arm length: 300 mm Diameter: \varnothing 25		9002	RU/WT/25/300/Plastic (Plastik)			
			Arm length: 400 mm Diameter: \varnothing 25		9002	RU/WT/25/400/Plastic (Plastik)			
			Arm length: 500 mm Diameter: \varnothing 25		9002	RU/WT/25/500/Plastic (Plastik)			
24		Single arm telescopic IV pole 4-hooks mounted on pole	Arm length: 200 mm Diameter: \varnothing 38	Hooks made of plastic	9002	RU/WT/38/200/Plastic (Plastik)	★	★	★
			Arm length: 300 mm Diameter: \varnothing 38		9002	RU/WT/38/300/Plastic (Plastik)			
			Arm length: 400 mm Diameter: \varnothing 38		9002	RU/WT/38/400/Plastic (Plastik)			
			Arm length: 500 mm Diameter: \varnothing 38		9002	RU/WT/38/500/Plastic (Plastik)			
25		Single arm telescopic IV pole 4-hooks mounted on pole	Arm length: 200 mm Diameter: \varnothing 25	Hooks made of steel	9002	RU/WT/25/200/Steel (Stal nierdzewna)	★	★	★
			Arm length: 300 mm Diameter: \varnothing 25		9002	RU/WT/25/300/Steel (Stal nierdzewna)			
			Arm length: 400 mm Diameter: \varnothing 25		9002	RU/WT/25/400/Steel (Stal nierdzewna)			
			Arm length: 500 mm Diameter: \varnothing 25		9002	RU/WT/25/500/Steel (Stal nierdzewna)			





ACCESSORIES LIST

No	PRODUCT	TYPE	SPECIFICATION	OTHER	RAL	PRODUCT CODE	BED HEAD UNITS	CEILING PENDANTS	ICU BEAMS
26		Single arm telescopic IV pole 4-hooks mounted on pole	Arm length: 200 mm Diameter: Ø 38	Hooks made of steel	9002	RU/WT/38/200/Steel (Stal nierdzewna)	★	★	★
			Arm length: 300 mm Diameter: Ø 38		9002	RU/WT/38/300/Steel (Stal nierdzewna)			
			Arm length: 400 mm Diameter: Ø 38		9002	RU/WT/38/400/Steel (Stal nierdzewna)			
			Arm length: 500 mm Diameter: Ø 38		9002	RU/WT/38/500/Steel (Stal nierdzewna)			
27		Single arm telescopic IV pole 4-hooks mounted on medical rail	Arm length: 200 mm	Hooks made of plastic	9002	SZ/WT/200/Plastic (Plastik)	★	★	★
			Arm length: 300 mm		9002	SZ/WT/300/Plastic (Plastik)			
			Arm length: 400 mm		9002	SZ/WT/400/Plastic (Plastik)			
			Arm length: 500 mm		9002	SZ/WT/500/Plastic (Plastik)			
28		Single arm telescopic IV pole 4-hooks mounted on medical rail	Arm length: 200 mm	Hooks made of steel	9002	SZ/WT/200/Steel (Stal nierdzewna)	★	★	★
			Arm length: 300 mm		9002	SZ/WT/300/Steel (Stal nierdzewna)			
			Arm length: 400 mm		9002	SZ/WT/400/Steel (Stal nierdzewna)			
			Arm length: 500 mm		9002	SZ/WT/500/Steel (Stal nierdzewna)			
ARTICULATED ARM TELESCOPIC IV POLE 4-HOOKS MOUNTED ON MEDICAL RAIL ON POLES									
General information: Two supporters needed to fix. Height adjustment: min 110 - max 200 cm. Material: Stainless steel. 4 hooks for infusion bags.									
29		Articulated arm telescopic IV pole 4-hooks mounted on medical rail	Arm length: 400 mm	Hooks made of plastic		SZ/WT/200x200/Plastic (Plastik)	★	★	★
			Arm length: 500 mm			SZ/WT/300x200/Plastic (Plastik)			
			Arm length: 600 mm		9002	SZ/WT/300x300/Plastic (Plastik)			
			Arm length: 700 mm		9002	SZ/WT/400x300/Plastic (Plastik)			
			Arm length: 800 mm		9002	SZ/WT/400x400/Plastic (Plastik)			
30		Articulated arm telescopic IV pole 4-hooks mounted on medical rail	Arm length: 400 mm	Hooks made of stainless steel		SZWT/200x200/Steel (Stal nierdzewna)	★	★	★
			Arm length: 500 mm			SZ/WT/300x200/Steel (Stal nierdzewna)			
			Arm length: 600 mm		9002	SZ/WT/300x300/Steel (Stal nierdzewna)			
			Arm length: 700 mm		9002	SZ/WT/400x300/Steel (Stal nierdzewna)			
			Arm length: 800 mm		9002	SZ/WT/400x400/Steel (Stal nierdzewna)			







ACCESSORIES LIST

No	PRODUCT	TYPE	SPECIFICATION	OTHER	RAL	PRODUCT CODE	BED HEAD UNITS	CEILING PENDANTS	ICU BEAMS
31		Articulated arm telescopic IV pole 4-hooks mounted on pole	Arm length: 400 mm Diameter: \varnothing 25	Hooks made of plastic	9002	RU/WT/25/200x200/Plastic (Plastik)	★	★	★
			Arm length: 500 mm Diameter: \varnothing 25		9002	RU/WT/25/300x200/Plastic (Plastik)			
			Arm length: 600 mm Diameter: \varnothing 25		9002	RU/WT/25/300x300/Plastic (Plastik)			
			Arm length: 700 mm Diameter: \varnothing 25		9002	RU/WT/25/400x300/Plastic (Plastik)			
			Arm length: 800 mm Diameter: \varnothing 25		9002	RU/WT/25/400x400/Plastic (Plastik)			
32		Articulated arm telescopic IV pole 4-hooks mounted on pole	Arm length: 400 mm Diameter: \varnothing 38	Hooks made of stainless steel	9002	RU/WT/38/200x200/Plastic (Plastik)	★	★	★
			Arm length: 500 mm Diameter: \varnothing 38		9002	RU/WT/38/300x200/Plastic (Plastik)			
			Arm length: 600 mm Diameter: \varnothing 38		9002	RU/WT/38/300x300/Plastic (Plastik)			
			Arm length: 700 mm Diameter: \varnothing 38		9002	RU/WT/38/400x300/Plastic (Plastik)			
			Arm length: 800 mm Diameter: \varnothing 38		9002	RU/WT/38/400x400/Plastic (Plastik)			
33		Articulated arm telescopic IV pole 4-hooks mounted on pole	Arm length: 400 mm Diameter: \varnothing 25	Hooks made of stainless steel	9002	RU/WT/25/200x200/Steel (Stal nierdzewna)	★	★	★
			Arm length: 500 mm Diameter: \varnothing 25		9002	RU/WT/25/300x200/Steel (Stal nierdzewna)			
			Arm length: 600 mm Diameter: \varnothing 38		9002	RU/WT/25/300x300/Steel (Stal nierdzewna)			
			Arm length: 700 mm Diameter: \varnothing 25		9002	RU/WT/25/400x300/Steel (Stal nierdzewna)			
			Arm length: 800 mm Diameter: \varnothing 25		9002	RU/WT/25/400x400/Steel (Stal nierdzewna)			
34		Articulated arm telescopic IV pole 4-hooks mounted on pole	Arm length: 400 mm Diameter: \varnothing 38	Hooks made of stainless steel	9002	RU/WT/38/200x200/Steel (Stal nierdzewna)	★	★	★
			Arm length: 500 mm Diameter: \varnothing 38		9002	RU/WT/38/300x200/Steel (Stal nierdzewna)			
			Arm length: 600 mm Diameter: \varnothing 38		9002	RU/WT/38/300x300/Steel (Stal nierdzewna)			
			Arm length: 700 mm Diameter: \varnothing 38		9002	RU/WT/38/400x300/Steel (Stal nierdzewna)			
			Arm length: 800 mm Diameter: \varnothing 38		9002	RU/WT/38/400x400/Steel (Stal nierdzewna)			







ACCESSORIES LIST

№	PRODUCT	TYPE	SPECIFICATION	OTHER	RAL	PRODUCT CODE	BED HEAD UNITS	CEILING PENDANTS	ICU BEAMS
POLE FOR INFUSION PUMPS AND OTHER ACESORIES (WITHOUT HOOKS)									
General information: Two rails necessary for mounting (Ø 25mm). Material: Stainless steel. Diameter: 25 mm. To be mounted on rail 25 x 10 mm									
35		Hanger for infusion pumps and other equipment mounted on medical rail	Arm length: 1 000 mm Diameter: Ø 25		9002	SZ/WR/150/25/1000	★		
			Arm length: 1 200 mm Diameter: Ø 25		9002	SZ/WR/150/25/1200			
			Arm length: 1 500 mm Diameter: Ø 25		9002	SZ/WR/150/25/1500			
			Arm length: 1 600 mm Diameter: Ø 25		9002	SZ/WR/150/25/1600			
			Arm length: 1 800 mm Diameter: Ø 25		9002	SZ/WR/150/25/1800			
			Arm length: 2 000 mm Diameter: Ø 25		9002	SZ/WR/150/25/2000			
MEDICAL RAIL, WALL-MOUNTED									
General information:: Two rails necessary for mounting. Material: Stainless steel. 25 x 10 mm. Max. load : 50 kg/m. Wall-mounted									
36		Medical rail	L = 250 mm		9002	SZ/0250	★		
			L = 300 mm		9002	SZ/0300			
			L = 400 mm		9002	SZ/0400			
			L = 500 mm		9002	SZ/0500			
			L = 600 mm		9002	SZ/0600			
			L = 800 mm		9002	SZ/0800			
			L = 900 mm		9002	SZ/0900			
			L = 1 200 mm		9002	SZ/1200			
			L = 1 300 mm		9002	SZ/1300			
			L = 1 400 mm		9002	SZ/1400			
			L = 1 500 mm		9002	SZ/1500			
			L = 1 600 mm		9002	SZ/1600			
			L = 1 700 mm		9002	SZ/1700			
			L = 1 800 mm		9002	SZ/1800			
			L = 1 900 mm		9002	SZ/1900			
			L = 2 000 mm		9002	SZ/2000			
L = 3 000 mm		9002	SZ/3000						
RAIL MOUNTED ON POLES									
37		Medical rail on pole	L = 300 mm Diameter: Ø 25 mm	Max. Load : 5 kg	9002	URS21-25-00.00/25X300		★	★
			L = 400 mm Diameter: Ø 25 mm	Max. Load : 5 kg	9002	URS21-25-00.00/25X400			
			L = 300 mm Diameter: Ø 38 mm	Max. Load : 5 kg	9002	URS21-38-00.00/38X300			
			L = 400 mm Diameter: Ø 38 mm	Max. Load : 5 kg	9002	URS21-38-00.00/38X400			
38		Medical rail on pole	L = 300 mm Diameter: Ø 25 mm	Max. Load : 5 kg	9002	URS21-25-00.00/25X300 (LP)		★	★
			L = 400 mm Diameter: Ø 25 mm	Max. Load : 5 kg	9002	URS21-25-00.00/25X400 (LP)			
			L = 300 mm Diameter: Ø 38 mm	Max. Load : 5 kg	9002	URS21-38-00.00/38X300 (LP)			
			L = 400 mm Diameter: Ø 38 mm	Max. Load : 5 kg	9002	URS21-38-00.00/38X400 (LP)			



ACCESSORIES LIST

No	PRODUCT	TYPE	SPECIFICATION	OTHER	RAL	PRODUCT CODE	BED HEAD UNITS	CEILING PENDANTS	ICU BEAMS
BRACKETS									
39		Vacuum slide				57815	★	★	★
40		5 parts bracket				IK.RT.0195 *P	★	★	★
41		Cable holder mounted on pole \varnothing 25				Z-KC-1.C	★	★	★
MONITOR ARM									
42		Monitor arm	Min. inch: 19" Max. inch : 32". VESA Standard : 100 x 100mm, 75 x 75mm. Max. weight: 11.3 kg. Height adjustment. Tilt angle: -5° / +70 °. Rotation: 360°. Pivoting: yes.	Mounted on pole or 2 rails		ERGOTRON 32"LX DESK MOUNT 45-4904-216	★	★	★
43		Monitor arm mounted on pendants	Min. inch: 19" Max. inch: 32" VESA Standard : 100 x 100 mm, 75 x 75 mm. Max. weight: 11.3 kg. Height adjustment. Tilt angle: -5° / +70 °. Rotation: 360°. Pivoting: yes.	Mounted on pendants		Ramię z uchwytem U-003		★	
CONTACT-FREE DUSTBIN									
44		Contact-free dustbin		Mounted on medical rail		SZ/KB	★	★	★

ACCESSORIES LIST

No	PRODUCT	TYPE	SPECIFICATION	OTHER	RAL	PRODUCT CODE	BED HEAD UNITS	CEILING PENDANTS	ICU BEAMS
LAMPS									
45		Halogen Examination lamp with gooseneck arm	Light source: halogen, central reflector, 12 V / 35 W, IRC 10°. Light colour: approx. 3 000 K. Light output: 30 000 Lux / 500 mm			L100005A	★	★	★
		LED Examination lamp with gooseneck arm	Light source: LED, central reflector, 18 V / 12 W. Light colour: approx. 4 300 K +/- 200 K. Light output: 55 000 Lux / 500 mm			L100011A			
46		Halogen Lamp with double-joint articulated arm	Light source: halogen, central reflector, 12 V/ 35 W, IRC 10°. Light colour: approx. 3 000 K. Light output: 30 000 Lux / 500 mm			L100080A	★	★	★
		Halogen Lamp with double-joint articulated arm	Light source: LED, central reflector, 18 V / 12 W. Light colour: approx. 4 300 K +/- 200 K. Light output: 55 000 Lux / 500 mm			L100081A			
47		Halogen Lamp with double-joint articulated arm	Light source: halogen, central reflector, 12 V/ 20 W. Light colour: approx. 3 000 K. Light output: 21 500 Lux / 500 mm			L210211A	★	★	★
		LED Lamp with double-joint articulated arm	Light source: LED, central reflector, 12 V / 20 W. Light colour: approx. 3 000 K. Light output: 21 500 Lux / 500 mm			L210215A			
48		Halogen Examination lamp with gooseneck arm	Light source: halogen, central reflector, 12 V / 20 W. Light colour: approx. 3 000 K. Light output: 21 500 Lux / 500 mm			L220212A	★	★	★
		LED Examination lamp with gooseneck arm	Light source: LED, central reflector, 8W. Light colour: approx: 4 300 K. Light output: 23 300 Lux / 500 mm			L220216A			
49		Examination Lamp	Light source: LED, 10 W. Light colour: approx. 5 000 K. Light output: 35 000 Lux			FLH-322_LED			
		Examination Lamp mounted on rail	Light source: LED, 10 W. Light colour: approx. 5 000 K. Light output: 35 000 Lux	Version with a folding arm available on request		FLH-341_LED/SZ	★	★	★
		Examination Lamp mounted on a wall	Light source: LED, 10 W. Light colour: approx: 5 000 K. Light output: 35 000 Lux			FLH-331_LED/S.C.			
50		LED Examination lamp	Light source: LED, 20 W. Light colour: 3 500 K / 4 000 K / 4 500 K. Light output: up to 60 000 Lux			E100	★	★	★

ACCESSORIES LIST

№	PRODUCT	TYPE	SPECIFICATION	OTHER	RAL	PRODUCT CODE	BED HEAD UNITS	CEILING PENDANTS	ICU BEAMS
PARTITIONS (WITH CURTAINS)									
54		ICU beds partition mounted on the wall	Dimensions: - length when folded: 700 mm, - length when unfolded: 2 000 mm. Horizontal adjustment of the boom in the range of: 180°	Entirely made of stainless steel, grade 0H18N9; - the boom consists of four tubular elements that fit together, inseparable, telescopically extendable, equipped with curtain handles, attached to the wall with pins		PT-01/(...)			
				Curtains to choose from (please indicate when ordering):		(...):			
				ZP-1 Fabric curtain polyester with water-repellent coating in mint color		ZP-1			
				ZP-2 Fabric curtain polyester with water-repellent coating in yellow		ZP-2			
				ZP-3 Fabric curtain polyester with water-repellent coating in blue		ZP-3			
				ZP-4 Fabric curtain polyester with water-repellent coating in white		ZP-4			
				ZP-5 Fabric curtain polyester with water-repellent coating in beige color		ZP-5			
				ZP-6 Fabric curtain polyester with water-repellent coating in green		ZP-6			
				ZZ-1 Fabric curtain washable PVC - blue		ZZ-1			
				ZZ-3 Fabric curtain washable PVC - white		ZZ-3			
				ZZ-4 Fabric curtain washable PVC - beige		ZZ-4			
55		ICU beds partition mounted on the wall	Straight telescopic arm, 120 cm long (extendable from 55 to 120 cm)	Telescopic arm mounting bracket designed for rail mounting, made of extruded aluminum. Curtain 140 cm (W) x 170 cm (H), made of Cleaniq fabric		RTS 1.2			
		ICU beds partition mounted on the wall	Straight telescopic arm, 150 cm long (extendable from 65 to 150 cm)	Telescopic arm mounting bracket for rail mounting, extruded aluminum. Curtain 170 cm (W) x 170 cm (H), made of Cleaniq fabric		RTS 1.5			
		ICU beds partition mounted on the wall	Straight telescopic arm, 210 cm long (extendable from 85 to 210 cm)	Telescopic arm mount for rail mounting, extruded aluminum. Curtain 230 cm (W) x 170 cm (H), made of Cleaniq fabric		RTS 2.1			